





A beautifully presented three-bedroom semi-detached home, ideally situated in the heart of the sought-after market town of Ashby-de-la-Zouch.

Built by the well-regarded Crest Nicholson, this impressive property showcases modern design, high-quality finishes and generous living spaces, making it perfectly suited to first-time buyers and young families alike.

Upon entering, you are welcomed into a nice sized hallway giving access to the lounge, kitchen/dinner and cloak room.

It benefits from a bright and airy living area. The contemporary kitchen/diner is both stylish and functional and ample room for dining and entertaining.

Outside, the property continues to impress with a spacious landscaped rear garden and tandem off road parking.

Early viewing is highly recommended.

Ashby-de-la-Zouch is a charming and historic English market town, celebrated for its rich heritage and welcoming atmosphere. Famous for its medieval castle ruins and characterful architecture, the town blends historic appeal with modern-day amenities. A variety of independent shops, cafés and traditional pubs line the attractive streets, fostering a vibrant community feel, all conveniently located just moments away from Jersey Drive.



The description

A beautifully presented three-bedroom semi-detached home, ideally situated in the heart of the sought-after market town of Ashby-de-la-Zouch. Built by the well-regarded Crest Nicholson, this impressive property showcases modern design, high-quality finishes and generous living spaces, making it perfectly suited to first-time buyers and young families alike.

Upon entering, you are welcomed into a nice sized hallway giving access to the lounge, kitchen/dinner and cloak room.

It benefits from a bright and airy living area. The contemporary kitchen/diner is both stylish and functional and ample room for dining and entertaining.

Outside, the property continues to impress with a spacious landscaped rear garden and tandem off road parking.

Early viewing is highly recommended.

Ashby-de-la-Zouch is a charming and historic English market town, celebrated for its rich heritage and welcoming atmosphere. Famous for its medieval castle ruins and characterful architecture, the town blends historic appeal with modern-day amenities. A variety of independent shops, cafés and traditional pubs line the attractive streets, fostering a vibrant community feel, all conveniently located just moments away from Jersey Drive.

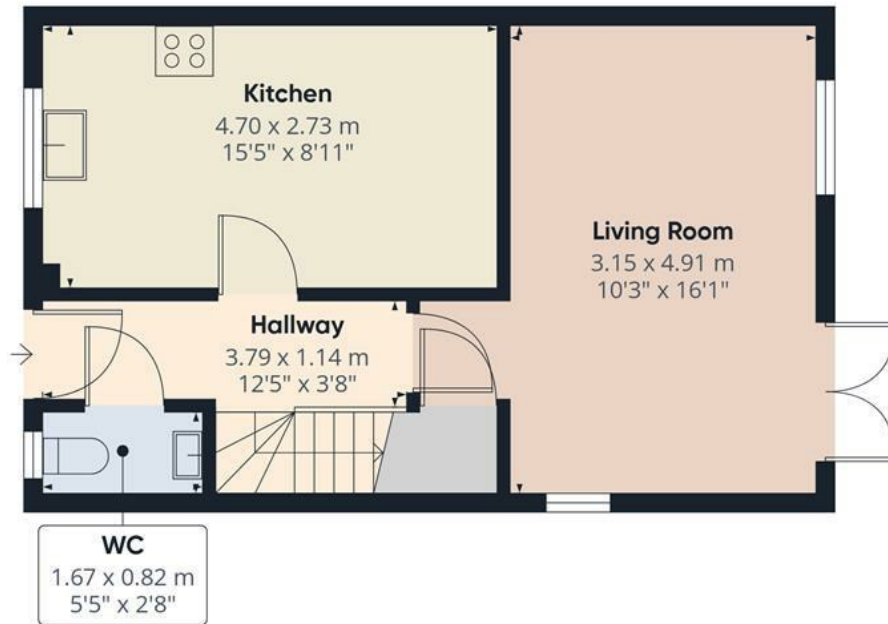










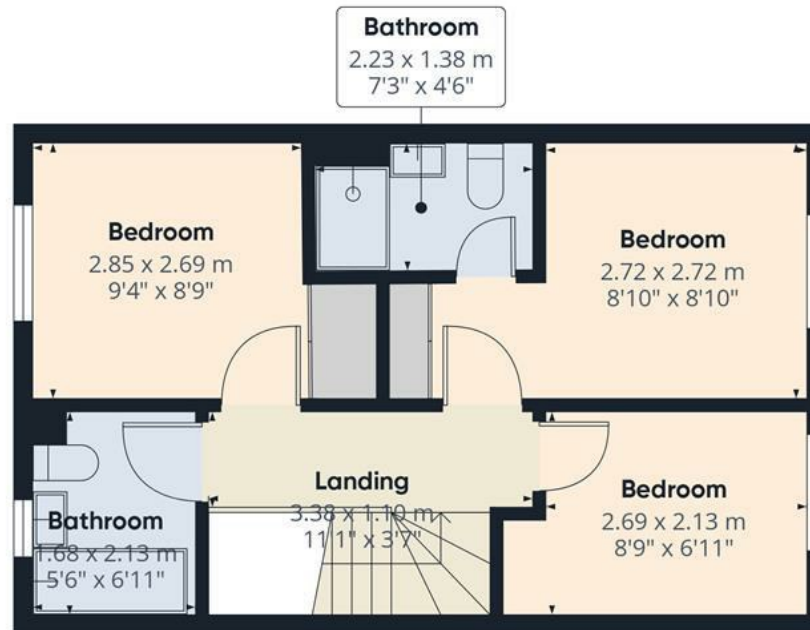


Floor 0

Approximate total area⁽¹⁾

72 m²

777 ft²



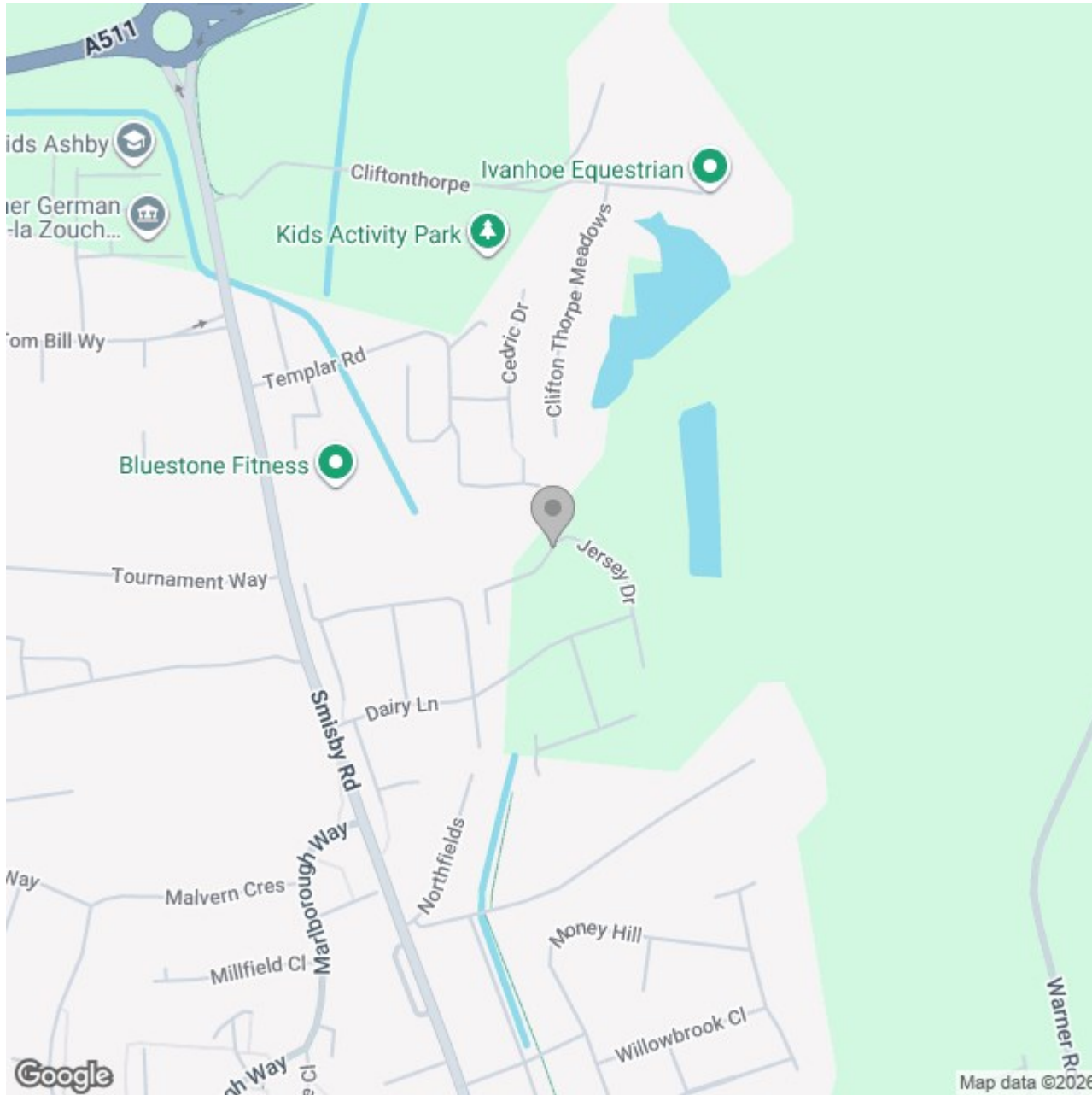
Floor 1

(1) Excluding balconies and terraces

Calculations reference the RICS IPMS 3C standard. Measurements are approximate and not to scale. This floor plan is intended for illustration only.

GIRAFFE360





Energy Efficiency Rating

	Current	Potential
Very energy efficient - lower running costs		
(92 plus) A		96
(81-91) B	84	
(69-80) C		
(55-68) D		
(39-54) E		
(21-38) F		
(1-20) G		
Not energy efficient - higher running costs		
England & Wales	EU Directive 2002/91/EC 